



The Honorable Mayor Shaunna O'Connell

# City of Taunton Internship Program and Revenue Trends

Presented by the Finance Department  
Office of the Mayor

4-4-23

# Update City Officials and Residents

- ▶ Objectives
  - ▶ Introduce Finance Department Internship Program
  - ▶ Tax Revenue Analysis
  - ▶ Excise Revenue and Analysis
  - ▶ Local Receipt Revenue Analysis
  - ▶ State Aid Revenue Analysis

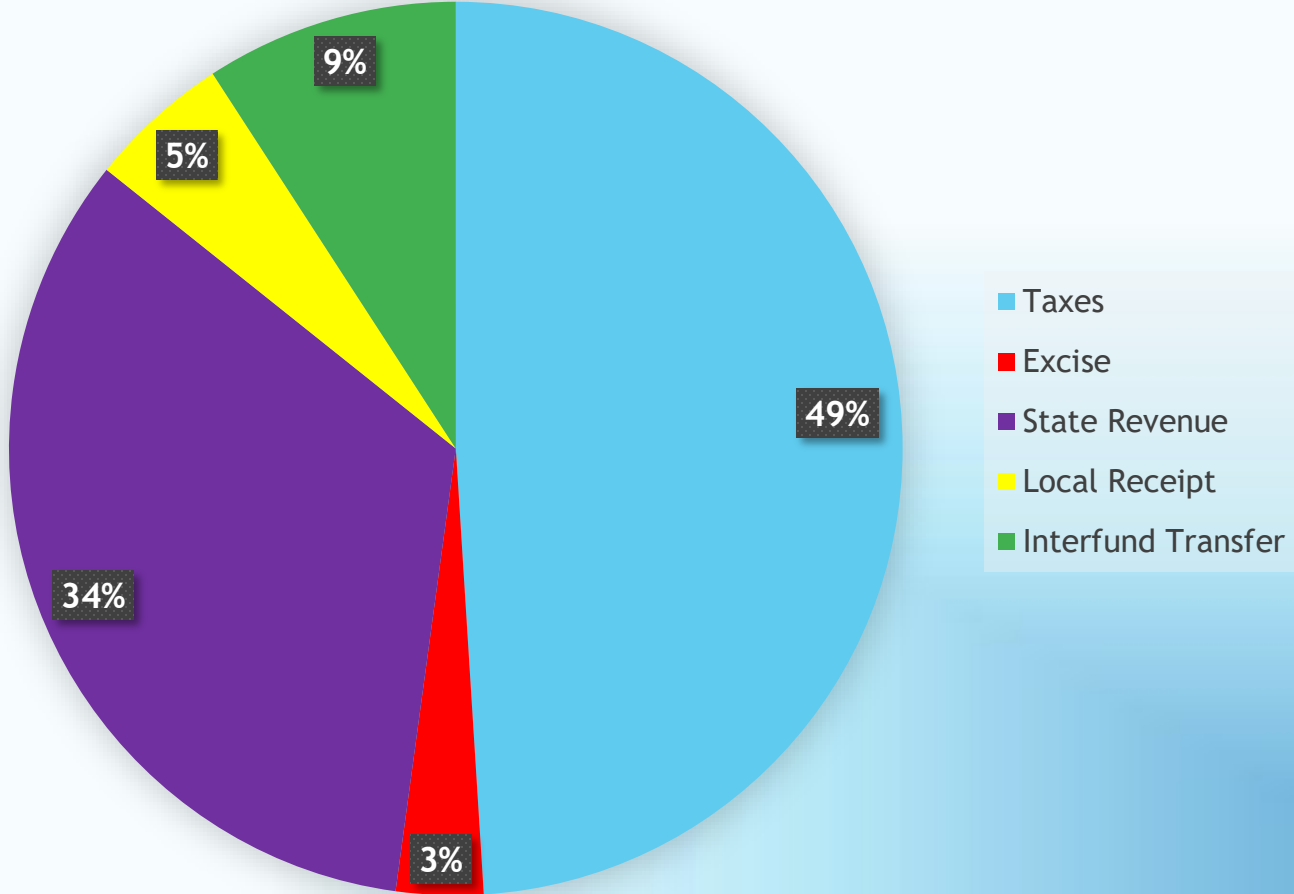
# Finance Department Internship Program

- ▶ Finance Department Internship Program Initiatives
  - ▶ Real life experience
    - ▶ Shadowed employees in all Finance Offices
  - ▶ Access to Meetings and formulating Decisions
  - ▶ Research and Analysis
  - ▶ College and High School Applicants
- ▶ Introduction Michael Yurkovsky
  - ▶ Graduated Oregon State University with Bachelor's of Science in 2019, moved to Massachusetts in September 2019 to pursue employment opportunities
  - ▶ Currently studying Political Science with minor in Accounting at Bridgewater State University, plans to pursue Master's in Public Administration
  - ▶ Works for nonprofit Campus Victory Project as leadership consultant, previously interned in the Mayor's Office
- ▶ Introduction Joseph Kazlauskas
  - ▶ Member of National Honor Society; President of Taunton High School DECA chapter
  - ▶ Member of Taunton High School State Championship Baseball Team
  - ▶ Committed to Gordon College for Baseball; major is Accounting

Special Thank You to Internship Coordinator Rebecca Raposa from TPS

# Revenue Distribution

## Revenue Break Out



Key Driver - Real Estate Taxes

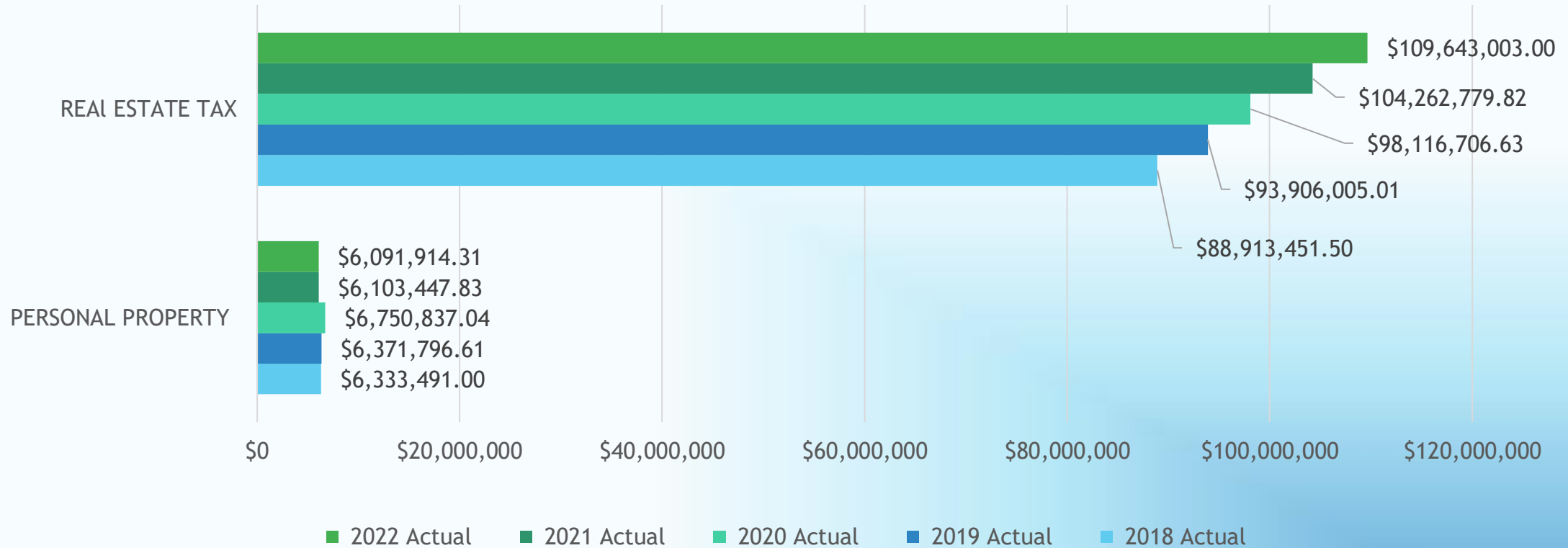
# Five Year Revenues

REVENUE TYPE	2018 Actual	2019 Actual	2020 Actual	2021 Actual	2022 Actual
PERSONAL PROPERTY	\$ 6,333,491.00	\$ 6,371,796.61	\$ 6,750,837.04	\$ 6,103,447.83	\$ 6,091,914.31
REAL ESTATE TAX	\$ 88,913,451.50	\$ 93,906,005.01	\$ 98,116,706.63	\$ 104,262,779.82	\$ 109,643,003.00
TAX LIENS REDEEMED	\$ 1,897,590.88	\$ 1,077,434.00	\$ 1,425,098.59	\$ 900,584.50	\$ 1,107,043.99
TAX FORECLOSURE	\$ (10,000.00)	\$ 193,561.92	\$ (5,000.00)	\$ 207,393.60	\$ 87,817.41
MOTOR VEHICLE	\$ 7,397,608.05	\$ 7,586,481.00	\$ 7,561,798.10	\$ 8,280,172.89	\$ 7,514,382.34
BOAT TOTAL	\$ 5,404.00	\$ 4,126.51	\$ 4,118.42	\$ 4,182.80	\$ 4,225.35
OTHER EXCISE TOTAL			\$ 40,745.99	\$ 64,039.84	\$ -
PENALTY AND INT TOTAL	\$ 1,227,713.37	\$ 1,093,345.39	\$ 937,188.03	\$ 1,246,525.26	\$ 967,794.49
PILOT	\$ 3,008,432.82	\$ 3,101,654.84	\$ 2,995,859.44	\$ 3,113,371.89	\$ 3,116,423.33
CHARGE FOR SERVICE TRASH	\$ 1,622,111.64	\$ 1,733,682.56	\$ 1,858,584.95	\$ 1,913,529.15	\$ 2,148,120.00
I & E LIENS ADDED TO TAXES	\$ 67,815.22	\$ 72,829.65	\$ 71,330.26	\$ 97,453.55	\$ 85,437.18
Land Fill FEES	\$ 1,198,635.06	\$ 1,427,639.54	\$ 1,205,113.24	\$ 18,254.46	\$ 86,008.08
RENTALS AND LEASES	\$ 73,262.00	\$ 71,746.00	\$ 71,767.20	\$ 66,026.81	\$ 62,568.45
OTHER DEPT REV	\$ 1,487,962.02	\$ 1,598,708.82	\$ 2,168,022.74	\$ 2,044,308.08	\$ 1,995,513.31
Licenses	\$ 285,753.00	\$ 302,377.01	\$ 265,535.00	\$ 226,218.00	\$ 232,073.00
PERMITS	\$ 1,169,384.56	\$ 2,082,358.91	\$ 1,527,893.05	\$ 1,269,018.60	\$ 1,959,551.74
STATE REVENUE SCHOOL	\$ 59,303,187.13	\$ 59,532,913.23	\$ 67,288,720.52	\$ 66,883,432.00	\$ 69,279,570.00
STATE REVENUE CITY	\$ 9,176,887.00	\$ 8,804,660.00	\$ 10,593,237.00	\$ 9,628,772.00	\$ 10,032,889.00
STATE REVENUE OTHER	\$ 946,760.54	\$ 963,982.82	\$ 877,368.61	\$ 712,542.86	\$ 733,230.41
FINES AND FORFEITS	\$ 369,571.97	\$ 346,290.54	\$ 395,330.95	\$ 316,030.65	\$ 369,611.85
INVESTMENT EARNING	\$ 802,613.11	\$ 1,755,919.40	\$ 1,833,767.20	\$ 285,215.35	\$ 263,368.93
MISC REV TOTAL	\$ 1,111,659.19	\$ 1,455,612.06	\$ 933,812.91	\$ 1,268,815.10	\$ 920,345.40
MISC NON RECURRING REV			\$ 13,021.87	\$ 450,961.42	\$ 758,258.65
INTERFUND TRANSFER	\$ 21,567,525.49	\$ 19,608,019.22	\$ 20,405,660.82	\$ 18,484,713.45	\$ 21,837,245.34
<b>Total</b>	<b>\$ 207,956,819.55</b>	<b>\$ 213,091,145.04</b>	<b>\$ 227,336,518.56</b>	<b>\$ 227,847,789.91</b>	<b>\$ 239,296,395.56</b>

Average Growth Rate of 3.6% per year

# Tax Revenue Analysis and Explanation

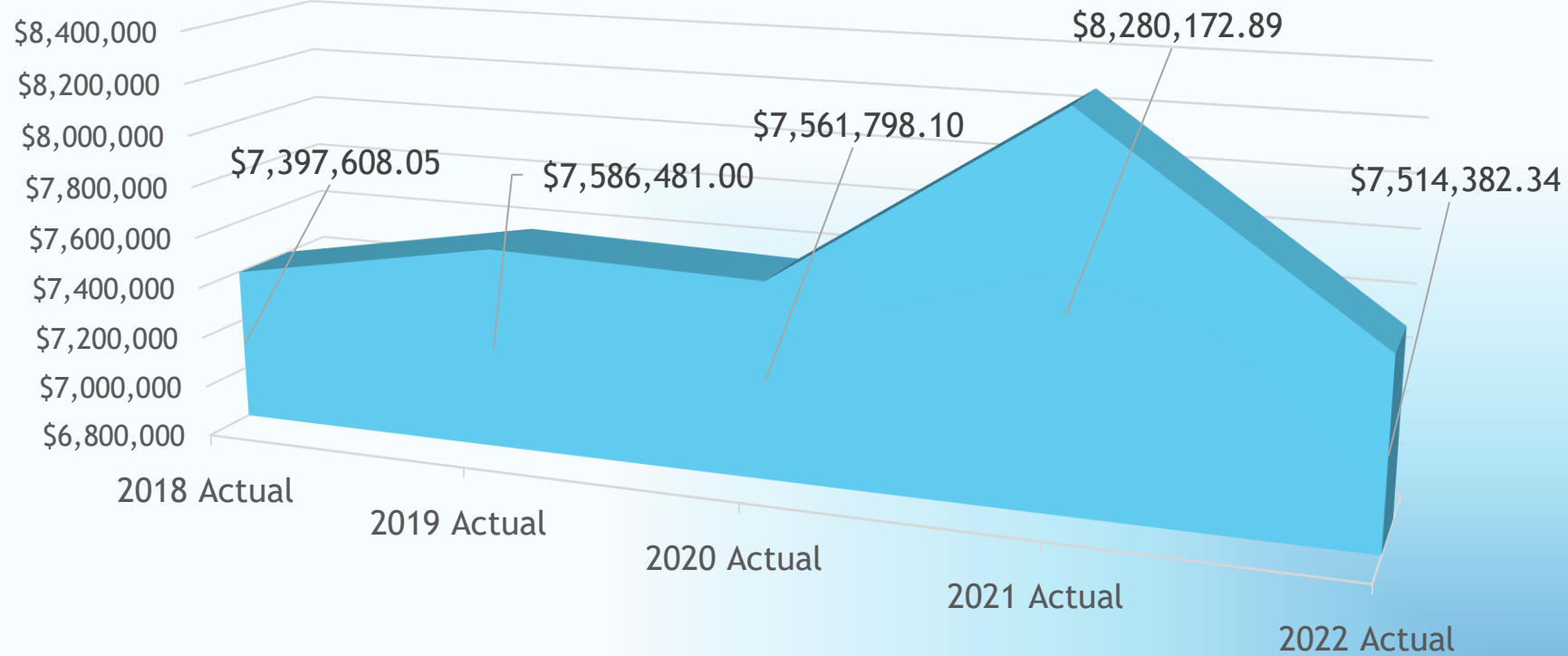
## Real Estate and Personal Property



**Average Tax revenue growth of 4.75%**

# Excise Revenue Analysis

## MOTOR VEHICLE EXCISE



**Average Excise Revenue 7.6 Million Annually**

# State Aide Revenue Analysis and Projection

## State Aide



**State Aide Average Increase of 3.47%**



# American Rescue Plan Act

- ▶ City ARPA Allocation: \$31,127,585.85
  - ▶ Total ARPA allocation from Treasury \$20,992,932.00
  - ▶ Total ARPA allocation from Bristol County \$10,134,653.85
- ▶ City is Funding Multiple Programs
- ▶ City is Using ARPA Funds for one time expenses
  - ▶ Roads
  - ▶ Infrastructure
  - ▶ Community Project
  - ▶ Social Programs
    - ▶ Council is Updated Regularly

# Conclusion and Considerations

- ▶ Internship Program Success
  - ▶ Real life experience
  - ▶ Departmental trainings
  - ▶ Education in Municipal Government
- ▶ Revenue Research and Analysis
  - ▶ Tax collections remain steady
  - ▶ Excise taxes fluctuate based on commitments
  - ▶ Local receipt remain steady over time
  - ▶ State aid is a reliable source of revenue for the Schools

Thank You Mayor O'Connell for support of this important Program

Thank You Municipal Council for your invitation this evening